

Hyundai SANTA FE.





SANTA FE Hybrid Calligraphy variant shown.

The family car, redefined.

The redefined SANTA FE combines tech, practicality and comfort, delivering ample room for families and their essentials for every journey. Available in a powerful petrol and efficient hybrid powertrain, the SANTA FE puts convenience front of mind, making it well equipped for both daily commutes and weekend getaways.

Style, your way.



Creamy White



Typhoon Silver



Ecotronic Grey



Abyss Black



Pebble Blue



Ocado Green



Terracotta Orange^[P1]



Cyber Sage^[P1]



Earthy Brass^[P2]



Creamy White Matte^[P2]

Colours shown are indicative only and may vary due to the printing process. Metallic and mica paint are optional extras at an additional cost.
[P1] Available on Elite and Calligraphy variants only.
[P2] Available on Calligraphy variant only.

SANTA FE.

Make it you.

Colour combination chart

Model	Creamy White Mica Standard WW2	Typhoon Silver Metallic Premium T2X	Ecotronic Grey Metallic Premium PE2	Abyss Black Mica Premium A2B	Pebble Blue Mica Premium PB2	Ocado Green Mica Premium RN2	Terracotta Orange Solid Standard ZGE	Cyber Sage Mica Premium RS2	Earthy Brass Matte Premium YBM	Creamy White Matte Premium WWM
SANTA FE										
Obsidian Black - Cloth	•	•	•	•	•	•	-	-	-	-
Elite										
Obsidian Black - Leather appointed	•	•	•	•	•	•	•	•	-	-
Supersonic Grey - Leather appointed	•	•	•	•	•	•	•	•	-	-
Calligraphy (6 Seat)										
Black Ink - Nappa Leather appointed	•	•	•	•	•	•	•	•	•	•
Forest Green - Nappa Leather appointed	•	•	•	•	-	•	•	•	•	•
Pecan Brown - Nappa Leather appointed	•	•	•	•	-	-	•	•	•	•
Calligraphy (7 Seat)										
Black Ink - Nappa Leather appointed	•	•	•	•	•	•	•	•	•	•
Forest Green - Nappa Leather appointed	•	•	•	•	-	•	•	•	•	•
Pecan Brown - Nappa Leather appointed	•	•	•	•	-	-	•	•	•	•

Finishes specified as leather appointed may contain elements of genuine leather, polyurethane leather (leather substitute) or man-made materials, or a combination thereof.

Interior



SANTA FE Calligraphy variant shown with Forest Green interior.

SANTA FE.



Engine and transmission

2.5 T-GDi Petrol 8-speed DCT AWD
2.5 T-GDi Petrol 8-speed DCT FWD
1.6 T-GDi Hybrid 6-speed automatic AWD
1.6 T-GDi Hybrid 6-speed automatic FWD

Key specifications:

- 18" alloy wheels
- Digital Key 2 Functionality^[P3]
- 12.3" multimedia touchscreen
- 12.3" instrument cluster display
- LED headlights
- Dual zone climate control
- Wireless charging pad^[P4]
- Smart Key with push button start
- Smart power tailgate
- Bluelink^{®[P5]} connected car services
- Over-The-Air (OTA) software update capability^[P6]
- Rear privacy glass
- 10-way power adjustable driver's seat
- 6 speaker audio system
- 3 Multi Terrain Modes: Snow, Mud, Sand (available on AWD variants only)

Hyundai SmartSense^{®[P7]}:

- Blind-Spot Collision Avoidance Assist (BCA)
- Blind-Spot View Monitor (BVM)
- Driver Attention Warning (DAW)
- Forward Collision-Avoidance Assist (FCA)
- High Beam Assist (HBA)
- Intelligent Speed Limit Assist (ISLA)
- Lane Following Assist (LFA)
- Lane Keeping Assist - Line/Road-Edge (LKA-L/R)
- Parking Collision-Avoidance Assist - Reverse (PCA-R)
- Rear Cross-Traffic Collision-Avoidance Assist (RCCA)
- Rear Occupant Alert (ROA) - logic type
- Safe Exit Assist (SEA)
- Evasive Steering Assist function (FCA - w/ ESA)
- Smart Cruise Control w/ Stop & Go (SCC w/ S&G) and Machine Learning function (SCC w/ ML)
- Surround View Monitor (SVM)

[P3] The Hyundai Digital Key 2 feature requires a compatible mobile device, Bluelink[®] app installation and an active Bluelink[®] subscription. Features, app and specifications are subject to change. Hyundai Digital Key 2 and Digital Key 2 Touch can be shared via the Wallet app (Apple Wallet, Google Wallet and Samsung Wallet) on your mobile device. Shared keys can only be used on devices that are compatible with Hyundai Digital Key. Convenience aid only. Not intended as a permanent key replacement.

[P4] Wireless charging requires a Qi-enabled smartphone or adapter in order to operate.

[P5] Bluelink[®] is complimentary for five (5) years from the date of first registration of a new Bluelink[®]-enabled vehicle. Where an eligible vehicle meets the necessary Hyundai dealer servicing conditions for the 7-year Extended New Car Warranty, the complimentary Bluelink[®] subscription is also extended to 7 years. Subscription fees may apply thereafter. Driver-assist feature only. Only operate in accordance with local road rules and in safe conditions. Requires Bluelink[®] to be activated, compatible device & app installation, third party info, mobile data, network reception and GPS signal to operate. Mobile usage at user's cost. Not available in areas not covered by the Optus 4G/LTE network in Australia or if services are disabled or terminated. Features and app are subject to change. For details see www.hyundai.com/au/en/bluelink and view the Bluelink[®] Manual.

[P6] Subject to vehicle connectivity.

[P7] Hyundai SmartSense[®] is a registered trademark of Hyundai Motor Company. Safety features are not a substitute for attentive driving. The accuracy and operation of Hyundai SmartSense[®] technologies may vary based on factors including, but not limited to, weather, speed, traffic, road conditions and markings. Availability of various Hyundai SmartSense[®] safety features depend on variant and transmission chosen. Please refer to your Owner's Manual for further details on Hyundai SmartSense[®] feature limitations.

SANTA FE.

SANTA FE Elite.



Engine and transmission

2.5 T-GDi Petrol 8-speed DCT AWD

1.6 T-GDi Hybrid 6-speed automatic AWD

Key specifications:

- BOSE® premium audio system
- Dual wireless charging pad^[P4]
- Leather appointed seats^[P8]
- Heated steering wheel
- 8-way power adjustable passenger's seat
- 20" alloy wheels
- Digital Key 2 Functionality^[P3]
- 12.3" multimedia touchscreen
- 12.3" instrument cluster display
- LED headlights
- Dual zone climate control
- Smart Key with push button start
- Remote start via Smart Key
- Smart power tailgate
- Bluelink®^[P5] connected car services
- Over-The-Air (OTA) software update capability^[P6]
- Rear privacy glass
- 10-way power adjustable driver's seat
- 3 Multi Terrain Modes: Snow, Mud, Sand (available on AWD variants only)

Hyundai SmartSense®^[P7]:

- Highway Driving Assist 2 (HDA 2)
- Remote Smart Parking Assist (RSPA) via Smart Key - Forward/Reverse parking functions
- Blind-Spot Collision Avoidance Assist (BCA)
- Blind-Spot View Monitor (BVM)
- Driver Attention Warning (DAW)
- Forward Collision-Avoidance Assist (FCA)
- High Beam Assist (HBA)
- Intelligent Speed Limit Assist (ISLA)
- Lane Following Assist (LFA)
- Lane Keeping Assist - Line/Road-Edge (LKA-L/R)
- Parking Collision-Avoidance Assist - Reverse (PCA-R)
- Rear Cross-Traffic Collision-Avoidance Assist (RCCA)
- Rear Occupant Alert (ROA) - Sensor type
- Safe Exit Assist (SEA)
- Evasive Steering Assist function (FCA - w/ ESA)
- Smart Cruise Control w/ Stop & Go (SCC w/ S&G) and Machine Learning function (SCC w/ ML)
- Surround View Monitor (SVM)

[P3] The Hyundai Digital Key 2 feature requires a compatible mobile device, Bluelink® app installation and an active Bluelink® subscription. Features, app and specifications are subject to change. Hyundai Digital Key 2 and Digital Key 2 Touch can be shared via the Wallet app (Apple Wallet, Google Wallet and Samsung Wallet) on your mobile device. Shared keys can only be used on devices that are compatible with Hyundai Digital Key. Convenience aid only. Not intended as a permanent key replacement.

[P4] Wireless charging requires a Qi-enabled smartphone or adapter in order to operate.

[P5] Bluelink® is complimentary for five (5) years from the date of first registration of a new Bluelink®-enabled vehicle. Where an eligible vehicle meets the necessary Hyundai dealer servicing conditions for the 7-year Extended New Car Warranty, the complimentary Bluelink® subscription is also extended to 7 years. Subscription fees may apply thereafter. Driver-assist feature only. Only operate in accordance with local road rules and in safe conditions. Requires Bluelink® to be activated, compatible device & app installation, third party info, mobile data, network reception and GPS signal to operate. Mobile usage at user's cost. Not available in areas not covered by the Optus 4G/LTE network in Australia or if services are disabled or terminated. Features and app are subject to change. For details see www.hyundai.com/au/en/bluelink and view the Bluelink® Manual.

[P6] Subject to vehicle connectivity.

[P7] Hyundai SmartSense® is a registered trademark of Hyundai Motor Company. Safety features are not a substitute for attentive driving. The accuracy and operation of Hyundai SmartSense® technologies may vary based on factors including, but not limited to, weather, speed, traffic, road conditions and markings. Availability of various Hyundai SmartSense® safety features depend on variant and transmission chosen. Please refer to your Owner's Manual for further details on Hyundai SmartSense® feature limitations.

[P8] Finishes specified as leather appointed may contain elements of genuine leather, polyurethane leather (leather substitute) or man-made materials, or a combination thereof.

SANTA FE Calligraphy.



Engine and transmission

2.5 T-GDi Petrol 8-speed DCT AWD

1.6 T-GDi Hybrid 6-speed automatic AWD

Key specifications:

- 2nd row individual power captain chairs (available on Calligraphy variant, 6 seat option only)
- Driver's and passenger's seat relaxation function
- Air ventilated front seats
- Heated rear outboard seats
- Glass sunroof
- Digital Centre Mirror (DCM)
- Head-Up Display (HUD)
- UV-C sanitisation tray
- Nappa Leather appointed seats^[P8]
- Integrated Memory System (IMS)
- BOSE[®] premium audio system
- Dual wireless charger^[P4]
- Heated steering wheel
- 10-way power adjustable passenger's seat
- 20" alloy wheels
- Digital Key 2 Functionality^[P3]
- 12.3" multimedia touchscreen
- 12.3" instrument cluster display
- LED headlights
- Dual zone climate control
- Smart Key with push button start
- Remote start via Smart Key
- Smart power tailgate
- Bluelink[®]^[P5] connected car services
- Over-The-Air (OTA) software update capability^[P6]
- Rear privacy glass
- 14-way power adjustable driver's seat
- 3 Multi Terrain Modes: Snow, Mud, Sand (available on AWD variants only)

Hyundai SmartSense[®]^[P7]:

- Highway Driving Assist 2 (HDA 2)
- Remote Smart Parking Assist (RSPA) via Smart Key - Forward/Reverse parking functions
- Blind-Spot Collision Avoidance Assist (BCA)
- Blind-Spot View Monitor (BVM)
- Driver Attention Warning (DAW)
- Forward Collision-Avoidance Assist (FCA)
- High Beam Assist (HBA)
- Intelligent Speed Limit Assist (ISLA)
- Lane Following Assist (LFA)
- Lane Keeping Assist - Line/Road-Edge (LKA-L/R)
- Parking Collision-Avoidance Assist - Reverse (PCA-R)
- Rear Cross-Traffic Collision-Avoidance Assist (RCCA)
- Rear Occupant Alert (ROA) - Sensor type
- Safe Exit Assist (SEA)
- Evasive Steering Assist function (FCA - w/ ESA)
- Smart Cruise Control w/ Stop & Go (SCC w/ S&G) and Machine Learning function (SCC w/ ML)
- Surround View Monitor (SVM)

[P3] The Hyundai Digital Key 2 feature requires a compatible mobile device, Bluelink[®] app installation and an active Bluelink[®] subscription. Features, app and specifications are subject to change. Hyundai Digital Key 2 and Digital Key 2 Touch can be shared via the Wallet app (Apple Wallet, Google Wallet and Samsung Wallet) on your mobile device. Shared keys can only be used on devices that are compatible with Hyundai Digital Key. Convenience aid only. Not intended as a permanent key replacement.

[P4] Wireless charging requires a Qi-enabled smartphone or adapter in order to operate.

[P5] Bluelink[®] is complimentary for five (5) years from the date of first registration of a new Bluelink[®]-enabled vehicle. Where an eligible vehicle meets the necessary Hyundai dealer servicing conditions for the 7-year Extended New Car Warranty, the complimentary Bluelink[®] subscription is also extended to 7 years. Subscription fees may apply thereafter. Driver-assist feature only. Only operate in accordance with local road rules and in safe conditions. Requires Bluelink[®] to be activated, compatible device & app installation, third party info, mobile data, network reception and GPS signal to operate. Mobile usage at user's cost. Not available in areas not covered by the Optus 4G/LTE network in Australia or if services are disabled or terminated. Features and app are subject to change. For details see www.hyundai.com/au/en/bluelink and view the Bluelink[®] Manual.

[P6] Subject to vehicle connectivity.

[P7] Hyundai SmartSense[®] is a registered trademark of Hyundai Motor Company. Safety features are not a substitute for attentive driving. The accuracy and operation of Hyundai SmartSense[®] technologies may vary based on factors including, but not limited to, weather, speed, traffic, road conditions and markings. Availability of various Hyundai SmartSense[®] safety features depend on variant and transmission chosen. Please refer to your Owner's Manual for further details on Hyundai SmartSense[®] feature limitations.

[P8] Finishes specified as leather appointed may contain elements of genuine leather, polyurethane leather (leather substitute) or man-made materials, or a combination thereof.

SANTA FE.

Genuine Accessories.

Genuine Accessories	SANTA FE	Elite	Calligraphy
Interior			
All-In-One Mats (Set Of 3)	•	•	•
Cargo Barrier	•	•	•
Cargo Barrier Front Position Kit ¹	•	•	•
Cargo Liner Tray ²	•	•	•
Cargo Liner Tray Seat Back ³	•	•	•
Cargo Organiser	•	•	•
Carpet Cargo Mat Tri-Fold	•	•	•
Dash Mat ⁴	•	•	•
Electric Trailer Brake Controller Kit	•	•	•
Fabric Rear Bumper Protector	•	•	•
Luxury Cargo Organiser	•	•	•
Portable Fridge/Freezer 25L	•	•	•
Portable Fridge/Freezer 36L	•	•	•
Portable Fridge/Freezer Heavy Duty Strap Tie-Down Kit	•	•	•
Rear Seat Pet Cover	•	•	•
Seat Business Suit Hanger ⁵	•	-	-
Tailored Carpet Floor Mats (3 Row)	•	•	•
Tailored Rubber Floor Mats (3 Row) ⁶	•	•	•
XL Fabric Rear Bumper Protector	•	•	•
Exterior			
Bonnet Protector ⁷	•	•	•
Protective Film-Door Cup (Set Of 4)	•	•	•
Headlight Protectors	•	•	•
Integrated Sidesteps Black	•	•	•
Integrated Sidesteps Brushed Alloy	•	•	•
Locking Wheel Nuts And Key ⁸	•	•	•
Nudge Bar With LED Light Bar	•	•	•
Nudge Bar Without LED Light Bar	•	•	•
Front Mud Guard Kit ⁹	•	•	•
Rear Mud Guard Kit	•	•	•
Load Assist Kit	•	•	•
Stylevisors ¹⁰	•	•	•
Towbar Kit ¹¹	•	•	•
Underbody Front Skid Plate	•	•	•
Sports Styling			
20" Guro Gloss Black Alloy Wheel Set ¹²	•	•	•
20" Busan Gloss Black Alloy Wheel Set ¹²	•	•	•
Roof Racks And Lifestyle			
2.0m X 2.5m Side Awning (Includes Fitting Brackets) ¹³	•	•	•
2-Bike Carrier Tow Bar Mounted ¹⁴	•	•	•
3-Bike Carrier Tow Bar Mounted ¹⁴	•	•	•
Bike Carrier Wheel-Off ¹⁵	•	•	•
Bike Carrier Wheel-On ¹⁶	•	•	•
Hyundai Genuine Roof Racks Flush ¹⁷	•	•	•
Hyundai Genuine Roof Racks Through ¹⁷	•	•	•
Kayak Holder ¹⁸	•	•	•
Roof Basket ¹⁹	•	•	•
Roof Pod - 470L ²⁰	•	•	•
Ski & Snowboard Carrier ²¹	•	•	•
Sup Board Carrier (SupDawg) ²²	•	•	•
Safety			
First Aid Kit	•	•	•

Key:

• = Feature is available on trim - = Feature is not available on trim

1. Extends Cargo Barrier behind 1st row. 2. 3rd row folded down. 3. 3rd row in up right position. 4. P6A50APH00: With HUD (Head Up Display). P6A50APH10: W/Out HUD (Head Up Display). 5. Not compatible with Elite & Calligraphy variants. 6. P6A20APH00: Only compatible with MX5 (HEV). P6A21APH00: Only compatible with MX5 (ICE). 7. Dark Tint. 8. Only compatible with alloy wheels. 9. Can not be installed with Integrated Sidesteps. 10. Slimline Weathershields. 11. P6A04APH00: Max tow ball download 100kg. Towing capacity 1,650kg braked, 750kg unbraked for all hev variants. Towbar capacity subject to regulatory requirements, towbar design, vehicle design and towing equipment limitations. P6A04APH01: To suit MX5 2.5T. Max tow ball download 100kg. Towing capacity 2,000kg braked, 750kg unbraked for all hev variants. Towbar capacity subject to regulatory requirements, towbar design, vehicle design and towing equipment limitations. 12. Complete set of 4 wheels, compatible with all variants. 255/45 R20 105V tyres not included. Tyre swap possible for all variants. TPMS to be moved from factory wheel to accessory alloy wheel, replacement valve stem included. 13. Requires fitment of Hyundai Genuine Roof Racks. 14. Requires fitment of Hyundai Genuine Tow Bar kit. Thule® is a registered trade mark of Thule® Sweden AB. 15. Bike not included. Requires fitment of Hyundai genuine roof racks. 16. Thule® is a registered trade mark of Thule® Sweden AB. Bike not included. Requires fitment of Hyundai Genuine Roof Racks. 17. Load capacity = 100kg evenly distributed across two bars. Suitable for sunroof and non sunroof variants. 18. Kayak not included. Requires fitment of Hyundai Genuine Roof Racks. 19. Requires fitment of Hyundai Genuine Roof Racks. U-bolt fittings included. Roof Basket dimensions: 1402mm (L) x 1142mm (W) x 150mm (H). Maximum loading of the roof basket must not exceed the maximum load capacity of your roof racks. 20. Requires fitment of Hyundai Genuine Roof Racks. Suitable for sunroof variants. Maximum loading of the roof pod must not exceed the maximum load capacity of your roof racks. Please refer to your specific roof racks for maximum load capacity. 21. Ski & Snowboard not included. Requires fitment of Hyundai Genuine Roof Racks. 22. Surfboard not included. Requires fitment of Hyundai Genuine Roof Racks.



Roof racks and bike carrier.



Busan gloss black alloy wheels.



Towbar kit.



Cargo liner.

Elevate your drive.

From practical upgrades to styling enhancers, our Genuine Accessories are designed to elevate your driving experience. Give your SANTA FE the ultimate transformation with SANTA FE Genuine Accessories.

Plus, for extra peace of mind, all Genuine Accessories are backed with a 5-year warranty* when purchased at the same time as your new Hyundai and fitted by our expert technicians.

* All Hyundai Genuine accessories are subject to 5 years warranty if purchased at the time of a new Hyundai and fitted by an authorised Hyundai Dealer. For full warranty terms and usage recommendations visit www.hyundai.com/au/en/owning/accessories.

Drive with peace of mind.

By owning a Hyundai, you get access to the full range of exclusive benefits of myHyundaiCare. This includes a 7 Year Unlimited Km Warranty^[1] when servicing with Hyundai, Genuine Service Plan^[2], Premium Roadside Support Plan^[3] and Sat Nav Update Plan^[4]. Discover the exceptional benefits and ongoing support that make owning your SANTA FE easier and more enjoyable than ever.



**7 Year Unlimited
Km Warranty**

Hyundai's new 7-Year Unlimited Kilometre Warranty is available for Hyundai passenger vehicles first registered from 1 June 2025 and when all scheduled services are completed at an authorised Hyundai dealer. All to give you more coverage so you can go further on every drive.^[1]



**Genuine
Service Plan**

Enjoy competitive service pricing and transparency with what's included in your next scheduled service.^[2]



**Premium Roadside
Support Plan**

This is included for 12 months when you buy a new car, with the option to extend the plan for a further 12 months each year you service with Hyundai.^[3]



**Sat Nav
Update Plan**

Stay up to date with the latest maps and directions included with every scheduled service for up to 10 years at an authorised Hyundai Dealer.^[4]

myHyundaiCare

[1] In addition to the 5 Year Standard New Car Warranty, Hyundai provides an extended warranty for up to a further 2 years, when all servicing is with Hyundai, on passenger vehicles first registered from 1 June 2025. Maximum warranty is 7 years from date of first registration, on the condition that all scheduled services are completed within the specified service intervals at an authorised Hyundai dealer. Otherwise, the standard 5 year unlimited km warranty (from the date of first registration) applies. Service conditions apply. Excludes Hybrid & EV drive batteries, which are warranted for 8 years/160,000km (whichever occurs first) from the date of first registration. Does not apply if the vehicle is used at any time during the warranty period used for a "commercial application" as defined in the warranty policy, which includes use as a taxi, hire, ride-share, rental, courier, delivery, security, driving school, tour, bus operator or emergency vehicle, or any other use in the course of trade for the purpose of carrying passengers or goods. Passenger vehicles used for a commercial application are provided with a 5 year/130,000km warranty (whichever occurs first). People Mover Vans used for a commercial application are provided with a 5 year/160,000km warranty (whichever occurs first). Commercial Vans are provided with a 5 year/160,000km warranty (whichever occurs first) regardless of its usage. Terms, conditions and exclusions apply, visit www.hyundai.com/au/warranty.

[2] For the benefit of Hyundai owners, Hyundai provides online quotes, which specify the maximum price applicable for a vehicle's next scheduled maintenance service at a participating authorised Hyundai dealer and using Hyundai Genuine Parts (where required). Online quotes are available at www.hyundai.com/au/en/find-a-dealer#service apply for a stated effective period only and may change after that effective period without notice. Standard scheduled maintenance services are of limited scope. The benefit of online quotes is available for all Hyundai's, for their lifetime. To see the full terms and conditions of the Hyundai Genuine Service Plan Program, please visit www.hyundai.com/au/en/owning/servicing.

[3] 12 months included Premium Roadside Support when you buy a new Hyundai internal combustion engine or hybrid vehicle from a participating authorised Hyundai Dealer. For purchases from a participating authorised Hyundai Dealer of new Hyundai battery electric vehicle Hyundai offers 24 months included Premium Roadside Support. Premium Roadside Support commences from the date of the vehicle's warranty commencement. When you have your Hyundai internal combustion engine or hybrid vehicle's scheduled service completed at a participating authorised Hyundai Dealer, you will receive 12 months of included Premium Roadside Support from the date of service. For Hyundai battery electric vehicles, that have their scheduled service completed at a participating authorised Hyundai Dealer, you will receive 24 months of included Premium Roadside Support from the date of service. Available for all Hyundai vehicles (excluding rental buyers and taxis). Terms, conditions and exclusions apply, visit www.hyundai.com/au/en/owning/myhyundaicare/roadside-support.

[4] Applies to new Hyundai vehicles with both 8" and 10.25" factory-fitted satellite navigation. Updates are delivered annually and are included if the vehicle completes a scheduled service at an authorised Hyundai Dealer. Updates must be undertaken within 10 years of the vehicle's initial purchase, with a maximum number of 9 updates. Visit www.hyundai.com/au/en/owning/icare/sat-nav-plan for full terms and conditions.

SANTA FE Specifications.

Hyundai SANTA FE				
Engine	SmartStream 2.5 T-GDi		SmartStream G1.6T-GDi HEV	
Engine code	G4KP		G4FT	
Configuration	FWD: Transverse front mounted driving front wheels AWD: Transverse front mounted driving front and rear wheels		FWD: Transverse front mounted driving front wheels AWD: Transverse front mounted driving front and rear wheels	
Cylinder capacity	2.5 Litres (2,497)		1.6 Litres (1,598)	
Number of cylinders	4 in-line		4 in-line	
Valve system	16-Valve (HLA)		16 Valve (HLA)	
Intake System	Turbo-charged		Turbo-charged	
Maximum power	206kW @ 5,800 RPM		132 kW @ 5,500 RPM	
Maximum torque	422 Nm @ 1,700 - 4,000 RPM		265 Nm @ 1,500-4,500 RPM	
Fuel system	Multi Point Intake Manifold (MPI) + Gasoline Direct Injection (GDi)		Turbo Gasoline Direct Injection (T-GDi)	
Fuel type	91 RON (ULP), E10 compatible		91 RON (ULP), E10 compatible	
Emissions standard	Euro 5		Euro 5	
Bore x stroke	88.5 mm x 101.5 mm		75.6 mm x 89.0 mm	
Compression ratio	10.5:1		10.5:1	
Electric Motor	SmartStream 2.5 T-GDi		SmartStream G1.6T-GDi HEV	
Motor type	-		Permanent Magnet Synchronous Motor (PMSM)	
Configuration	-		Transmission Mounted Electric Device (TMED)	
Maximum power	-		47.7 kW	
Maximum torque	-		264 Nm @ 1,700 RPM	
Combined system output	SmartStream 2.5 T-GDi		SmartStream G1.6T-GDi HEV	
Maximum power	206kW @ 5,800 RPM		172 kW @ 5,600 RPM	
Maximum torque	422 Nm @ 1,700 - 4,000 RPM		367 Nm @ 1,000-4,100 RPM	
Battery	SmartStream 2.5 T-GDi		SmartStream G1.6T-GDi HEV	
Battery type	-		Lithium-Ion Polymer	
Capacity	-		1.49 kWh	
Voltage	-		270V	
Transmission	SmartStream 2.5 T-GDi		SmartStream G1.6T-GDi HEV	
All Wheel Drive (AWD) System	Active on-demand 4WD		Active on-demand 4WD	
Automatic	SmartStream 8DCT - 8 speed Dual Clutch		SmartStream 6AT - 6 speed automatic	
Gear ratio	FWD	AWD	FWD	AWD
1st	3.429		4.639	
2nd	2.217		2.826	
3rd	2.217		1.841	
4th	1.621		1.386	
5th	0.860		1,000	
6th	0.673		0.772	
7th	0.791		-	
8th	0.653		-	
Reverse	3.697		3.385	
Final	4.846/3.316		3.51	

Key:

• = Feature is available on trim

- = Feature is not available on trim

0 = Feature is optional on trim

Hyundai SANTA FE				
Engine/transmission availability	SmartStream 2.5 T-GDi		SmartStream G1.6T-GDi HEV	
	FWD	AWD	FWD	AWD
SANTA FE	•	•	•	•
Elite	-	•	-	•
Calligraphy	-	•	-	•
Steering	SmartStream 2.5 T-GDi		SmartStream G1.6T-GDi HEV	
Type	Column Motor Driven Power Steering (C-MDPS)		Rack mounted Motor Driven Power Steering (R-MDPS)	
Minimum turning circle diameter between kerbs / walls	11.6m		11.6m	
Number of steering wheel turns lock to lock	2.62		2.53	
Suspension	SmartStream 2.5 T-GDi		SmartStream G1.6T-GDi HEV	
Front	MacPherson strut		MacPherson strut	
Rear	Multi-link		Multi-link	
Brakes	SmartStream 2.5 T-GDi		SmartStream G1.6T-GDi HEV	
	FWD	AWD	FWD	AWD
System	Dual-diagonal, split circuit, power assisted with Electronic Brakeforce Distribution (EBD) and Brake Assist System (BAS)		Dual-diagonal, split circuit, power assisted with Electronic Brakeforce Distribution (EBD) and Brake Assist System (BAS)	
Front brake type	Ventilated disc		Ventilated disc	
Front disc dimensions	345 mm x 30 mm		325 mm x 30 mm	
Rear brake type	Solid Disc		Ventilated disc	
Rear disc dimensions	305 mm x 11 mm		325 mm x 20 mm	
Weight*	SmartStream 2.5 T-GDi		SmartStream G1.6T-GDi HEV	
	FWD	AWD	FWD	AWD
Kerb weight - lightest (6 seat)	1835 kg	1900 kg	1925 kg	1990 kg (1975 kg)
Kerb weight - heaviest (6 seat)	1955 kg	2020 kg	2040 kg	2105 kg (2090 kg)
Gross Vehicle Mass (GVM) (6 seat)	2630 kg	2650 kg	2640 kg	2680 kg (2670 kg)
Permissible Axle Weight (PAW) - front	1380 kg		1380 kg	
Permissible Axle Weight (PAW) - rear	1450 kg		1485 kg	
Roof rack load limit	100kg		100 kg	
*Vehicle weight and mass shown are approximate only and may vary between individual vehicles. Please confirm before fitting accessories, towing or relying on this figure.				
Towing capacity*	SmartStream 2.5 T-GDi		SmartStream G1.6T-GDi HEV	
	FWD	AWD	FWD	AWD
Braked	2000 kg		1650 kg	
Unbraked	750 kg		750 kg	
Maximum towball weight	100 kg		100 kg	
*Towbar capacity is subject to towbar design, vehicle design and towing equipment limitations. Requires a Hyundai Genuine Accessory tow bar and tow ball purchased at an additional cost and fitted by an authorised Hyundai dealer.				
Fuel consumption*	SmartStream 2.5 T-GDi		SmartStream G1.6T-GDi HEV	
	FWD	AWD	FWD	AWD
Combined (L/100km)	9.1		5.6	
Urban (L/100km)	12.9		6.2	
Extra Urban (L/100km)	6.9		5.3	
CO ₂ - combined (g/km)	212		128	
Fuel tank volume	67L		67L	
*Source: Australian Design Rule 81/02 static laboratory combined average city and highway cycle test. Real world fuel consumption will vary depending on a combination of driving habits, the condition of the vehicle, and other factors such as road, traffic and weather conditions. ADR 81/02 test results are meant for comparison purposes only.				

Key:

• = Feature is available on trim - = Feature is not available on trim 0 = Feature is optional on trim

Hyundai SANTA FE			
Seating capacity availability	SANTA FE	Elite	Calligraphy
6 passenger (individual 2nd row outboard seats)	-	-	•
7 passenger (bench type 2nd row seat)	•	•	•
Dimensions*	SANTA FE	Elite	Calligraphy
Exterior			
Length	4830 mm		
Width	1900 mm		
Height (with roof rails)	1720 mm (1770 mm)		
Wheelbase	2815 mm		
Wheel track - front / rear	1637mm / 1647mm		
Minimum ground clearance (based on kerb weight)	177 mm		
Approach / departure / ramp break over angle	17.4° / 20.9° / 15.3°		
Interior			
Head room - 1st row / 2nd row / 3rd row (w/ sunroof)	1045 mm / 1030 mm / 958 mm (1020 mm / 1007 mm / 958 mm)		
Leg room - 1st row / 2nd row / 3rd row	1052 mm / 1055 mm / 761 mm		
Shoulder room - 1st row / 2nd row / 3rd row	1511 mm / 1475 mm / 1360 mm		
Hip room - 1st row / 2nd row / 3rd row	1436 mm / 1395 mm / 1084 mm		
Cargo area - VDA (minimum / maximum)	628 / 1949 Litres (Hybrid)		
	642 / 1963 Litres (Petrol)		
*Vehicle dimensions shown are approximate only and may vary between individual vehicles. Please confirm before fitting accessories, towing or relying on this figure.			
Wheels & tyres	SANTA FE	Elite	Calligraphy
Wheel type	Alloy	Alloy	Alloy
Wheel dimensions	18 x 7.5J +49	20 x 8.5J +54	20 x 8.5J +54
Tyre dimensions	235/60 R18 107V	255/45R20 105V XL	255/45R20 105V XL
Spare wheel type	Full size alloy	Full size alloy	Full size alloy
Active safety*	SANTA FE	Elite	Calligraphy
Electronic Stability Control (ESC) including;			
Anti-lock Braking System (ABS)	•	•	•
Brake Assist System (BAS)	•	•	•
Crosswind Stability Control (CSC)	•	•	•
Downhill Brake Control (DBC)	•	•	•
Electronic Brakeforce Distribution (EBD)	•	•	•
Hill-start Assist Control (HAC)	•	•	•
Multi-Collision Braking (MCB)	•	•	•
Traction Control System (TCS)	•	•	•
Trailer Stability Assist (TSA)	•	•	•
Vehicle Stability Management (VSM)	•	•	•
*The accuracy and operation of safety features may vary based on factors including, but not limited to, weather, speed, traffic, road conditions and markings. Driver-assist feature only. Availability of some safety features depend on variant and transmission. Please refer to your Owner's Manual for further details on safety feature limitations.			
Hyundai SmartSense®** including;			
Blind-Spot Collision-avoidance Assist (BCA)	•	•	•
Blind-Spot View Monitor (BVM)	•	•	•
Driver Attention Warning (DAW), including;	•	•	•
Forward Attention Warning (FAW)	•	•	•
Leading Vehicle Departure Alert (LVDA)	•	•	•

Key:
• = Feature is available on trim - = Feature is not available on trim 0 = Feature is optional on trim

SANTA FE.

Hyundai SANTA FE			
Forward Collision-Avoidance Assist (FCA) including:	•	•	•
Car / Pedestrian / Cyclist Detection (FCA - CAR/PED/CYC)	•	•	•
Junction Turning / Crossing functions (FCA - JT/JC)	•	•	•
Direct Oncoming / Lane Change Oncoming / Side functions (FCA - DO/LO/LS)	•	•	•
Evasive Steering Assist function (FCA - w/ ESA)	•	•	•
High Beam Assist (HBA)	•	•	•
Highway Driving Assist 2 (HDA 2) including:	-	•	•
Distance control, Lane Following Control, and Lane Change Assist Control	-	•	•
Intelligent Speed Limit Assist (ISLA)	•	•	•
Lane Following Assist (LFA)	•	•	•
Lane Keeping Assist - Line/Road-Edge (LKA-L/R)	•	•	•
Navigation-based Smart Cruise Control (NSCC)	-	•	•
Parking Collision-Avoidance Assist - Reverse (PCA-R)	•	•	•
Rear Cross-Traffic Collision-Avoidance Assist (RCCA)	•	•	•
Rear Occupant Alert (ROA) - logic type	•	-	-
Rear Occupant Alert (ROA) - sensor type	-	•	•
Safe Exit Assist (SEA)	•	•	•
Smart Cruise Control (SCC), including:	•	•	•
Stop & Go function (SCC w/ S&G)	•	•	•
Machine Learning function (SCC w/ ML) - Based on Driving Style	•	•	•
Surround View Monitor (SVM) including:	•	•	•
3D Surround View function	•	•	•
Driving Rear-View Monitor (DRM) function - rear view image on command	•	•	•
Trailer connection mode	•	•	•

*Hyundai SmartSense® is a registered trademark of Hyundai Motor Company. Safety features are not a substitute for attentive driving. The accuracy and operation of Hyundai SmartSense® technologies may vary based on factors including, but not limited to, weather, speed, traffic, road conditions and markings. Availability of various Hyundai SmartSense® safety features depend on variant and transmission chosen. Please refer to your Owner's Manual for further details on Hyundai SmartSense® feature limitations.

Other features			
Emergency Stop Signal (ESS)	•	•	•
Manual Speed Limit Assist (MSLA)	•	•	•
Parking Distance Warning - Forward/Side/Reverse (PDW-F/S/R) - 6 sensors with guidance display	•	•	•
Remote Smart Parking Assist (RSPA) via smart key - Forward/Reverse parking functions	-	•	•
Rear view camera with dynamic guide lines	•	•	•
Tyre Pressure Monitoring System (TPMS) - individual tyre pressure readout	•	•	•
Passive safety	SANTA FE	Elite	Calligraphy
Airbags			
Driver knee airbag	•	•	•
Front airbags - driver & front passenger	•	•	•
Front centre side	•	•	•
Side (thorax) airbags - driver & front passenger	•	•	•
Side (thorax) airbags - 2nd row outboard seats	•	•	•
Side curtain airbags	•	•	•

Key:
• = Feature is available on trim - = Feature is not available on trim 0 = Feature is optional on trim

Hyundai SANTA FE			
Seatbelts			
Height adjustable upper mounts on front seat belts	•	•	•
Seat belt reminder - all positions	•	•	•
Seating			
Height adjustable front head restraints with tilt function and height adjustable rear head restraints	•	•	•
ISOFIX child restraint anchors (rear outboard seats) - 2nd & 3rd row	•	•	•
Top tether child restraint anchors (all positions) - 2nd & 3rd row	•	•	•
Smart one touch 2nd row flat folding seats (switch operated) - cargo compartment	•	•	•
Security	SANTA FE	Elite	Calligraphy
Security system			
Anti-theft alarm	•	•	•
Engine immobiliser	•	•	•
Bluelink® connected car service*	SANTA FE	Elite	Calligraphy
Vehicle functions			
Automatic Collision Notification (ACN) ¹	•	•	•
Emergency Call (SOS) function ²	•	•	•
Connected Routing - server based navigation ³	-	•	•
Valet Mode function - restricted infotainment control	•	•	•
Voice Control - server based & natural voice recognition, including; vehicle controls, information, command & control	-	•	•
Calendar integration (Google, iCloud) & vehicle diagnostics	•	•	•
Remote functions			
Alert Services - set geo-fencing, valet, speed, and time alerts	•	•	•
Remote Functions – door lock/unlock, window open/close, hazard warning lights, horn, start/stop charging, start/stop conditioning	•	•	•
Remote climate control - including; windscreen defog and heated rear window/side mirrors operation	•	•	•
Remote services			
Navigation - destination send to car, find my car, my trips	-	•	•
Vehicle status & notifications - remote functions successful/unsuccessful, locking status, climate control status	•	•	•
Software updates			
Over The Air (OTA) software update capability ⁴	•	•	•
* Bluelink® is complimentary for five (5) years from the date of first registration of a new Bluelink® enabled vehicle. Where an eligible vehicle meets the necessary Hyundai dealer servicing conditions for the 7-year Extended New Car Warranty, the complimentary Bluelink® subscription is also extended to 7 years. Subscription fees may apply thereafter. Driver-assist feature only. Only operate in accordance with local road rules and in safe conditions. Requires Bluelink® to be activated, compatible device & app installation, third party info, mobile data, network reception and GPS signal to operate. Mobile usage at user's cost. Not available in areas not covered by the Optus 4G/LTE network in Australia or if services are disabled or terminated. Features and app are subject to change. For details see www.hyundai.com/au/en/bluelink and view the Bluelink® Manual.			

Key:

• = Feature is available on trim - = Feature is not available on trim O = Feature is optional on trim

1. Automatic Collision Notification is a driver-assist feature only. Only operates if airbag deployment is detected in vehicle. Vehicle must have a working electrical system, including adequate battery power and mobile network coverage to operate. Emergency services at user's cost. Hyundai cannot guarantee responses from emergency providers. Not available if Bluelink® services are disabled or terminated. 2. Automatic Call Services are a driver-assist feature only. Only operates if SOS button is pressed. Vehicle must have a working electrical system, including adequate battery power and mobile network coverage, for the feature to operate. Emergency services at user's cost. Hyundai cannot guarantee responses from emergency providers. Not available if Bluelink® services are disabled or terminated. 3. Only operate Connected Routing in accordance with local road rules and in safe conditions. Requires Bluelink® to be activated, third party info, network reception and GPS signal to operate. 4. Over-the-air updates are subject to vehicle connectivity. 5. The Hyundai Digital Key 2 feature requires a compatible mobile device, Bluelink app installation and an active Bluelink subscription. Features, app and specifications are subject to change. Hyundai Digital Key 2 and Digital Key 2 Touch can be shared via the Wallet app (Apple Wallet, Google Wallet and Samsung Wallet) on your mobile device. Shared keys can only be used on devices that are compatible with Hyundai Digital Key. Convenience aid only. Not intended as a permanent key replacement.

SANTA FE.

Hyundai SANTA FE			
Digital Key	SANTA FE	Elite	Calligraphy
Digital Key 2 Functionality ⁵	•	•	•
Multimedia system	SANTA FE	Elite	Calligraphy
Audio/media sources			
AM / FM / Digital (DAB+) radio with Radio Data System (RDS)	•	•	•
Passenger Talk - Driver's voice communicated through rear speakers	-	•	•
USB-C multimedia input	•	•	•
Functions			
Capacitive touch screen - 12.3" HD curved display, blue light filter	•	•	•
Apple CarPlay ⁶ & Android Auto ⁷ compatibility - wireless	•	•	•
Bluetooth ⁸ - with multi-connection (1 x phone/audio & 1 x audio)	•	•	•
Satellite navigation with live traffic updates via Bluelink ⁹	-	•	•
Speakers			
Audio system - 6 speakers	•	-	-
BOSE ⁹ premium audio system - 12 speakers with external amplifier	-	•	•
Driving convenience*	SANTA FE	Elite	Calligraphy
Electronic Parking Brake (EPB) with Auto Hold function	•	•	•
Integrated Memory System (IMS) including:	-	-	•
2 driver's seat positions (excluding lumbar) & exterior mirror positions	-	-	•
Rain sensing wipers	•	•	•
Rear wiper - 2-stage, with auto wipe on reverse	•	•	•
Remote start - via Smart Key	•	•	•
Smart Key with push button start	•	•	•
Tilt & telescopic steering column	•	•	•
*The accuracy and operation of driver convenience features may vary based on factors including, but not limited to, weather, speed, traffic, road conditions and markings. Availability of some driver convenience features depend on variant and transmission. Please refer to your Owner's Manual for further details on limitations.			
Driving engagement	SANTA FE	Elite	Calligraphy
Drive Mode Select	•	•	•
Multi Terrain Mode - 3 settings : Snow, Mud, Sand (available on AWD variants only)	•	•	•
Paddle shifters	•	•	•
Occupant comfort & convenience	SANTA FE	Elite	Calligraphy
Upholstery/trim			
Premium cloth seats	•	-	-
Leather ⁹ appointed seats	-	•	-
Nappa Leather ⁹ appointed seats	-	-	•
Leather ⁹ appointed steering wheel	•	•	•
1 st row			
Driver's seat - power adjustable - 10-way (including 2-way power lumbar support)	•	•	-

Key:

• = Feature is available on trim - = Feature is not available on trim 0 = Feature is optional on trim

6. Apple CarPlay[®] requires phone with compatible version of Apple iOS and active data service. Apple and other third parties are responsible for their respective functionality. Apple CarPlay[®], Apple[®] and iPhone[®] are registered trademarks of Apple Inc. 7. Android Auto[™] requires a device with compatible version of Android[®] and active data service. Google and other third parties are responsible for their respective functionality. Android Auto[™] is a trademark of Google LLC. 8. Bluetooth[®] is a registered trademark of Bluetooth SIG, Inc. Please check your Bluetooth[®] device's capabilities to ensure compatibility. 9. Finishes specified as leather appointed may contain elements of genuine leather, polyurethane leather (leather substitute) or man-made materials, or a combination thereof.

Hyundai SANTA FE			
Ventilation & heating	SANTA FE	Elite	Calligraphy
Air conditioning			
Climate control - dual zone including;	•	•	•
6.6" Touch type control panel	•	•	•
Auto defog function, auto dehumidify function, and air-conditioning auto-drying function	•	•	•
Front seats			
Air ventilated front seats	-	-	•
Heated front seats	•	•	•
Rear seats			
Heated rear outboard seats	-	-	•
3 rd row			
Air-conditioning system with manual fan speed control	•	•	•
Other features			
Heated steering wheel	-	•	•
Exterior styling	SANTA FE	Elite	Calligraphy
Front			
Front grille	Hyper Silver	Dark Chrome	Dark Chrome Calligraphy-exclusive
Front skid plate	Silver	Hyper Silver	Satin Black
Side			
Door frame & beltline moulding - gloss black	-	-	•
Gloss black body cladding	-	-	•
Side garnish insert	-	Hyper Silver	Satin Black
Rear			
Lower bumper garnish	-	Hyper Silver	Satin Black
Other			
Satin black roof rails	-	-	•
Black badging	-	-	•
Interior styling	SANTA FE	Elite	Calligraphy
Materials			
Melange knit - headlining, A/B/C pillar covers and sun visors	•	-	-
Suede - headlining, A/B/C pillar covers and sun visors	-	•	•
Leatherette door armrest with real stitching	-	•	•
Door entry scuff plates - stainless steel	-	•	•
Lighting	SANTA FE	Elite	Calligraphy
Exterior lighting - front			
Daytime Running Lights (DRL) - LED	•	•	•
Headlight functions - automatic dusk sensing with escort and welcome	•	•	•
Headlight lighting source - LED (low/high beam)	•	•	•
Headlight type - LED dual projector beam	-	•	•
Exterior lighting - rear			
Fog lights - LED	•	•	•
High Mount Stop Light (HMSL) - LED	•	•	•
Rear combination lights - LED (bulb reverse lights)	•	•	•

Key:

• = Feature is available on trim

- = Feature is not available on trim

0 = Feature is optional on trim

Hyundai SANTA FE			
Exterior lighting - others			
Courtesy lights - LED, in front door handles	•	•	•
Side repeaters - LED, integrated into side mirrors	•	•	•
Interior lighting - front			
Interior ambient lighting - user customisable	-	•	•
Front room lights and map lights - LED	•	•	•
Interior lighting - rear			
Outboard map lights - LED	•	•	•
Storage solutions	SANTA FE	Elite	Calligraphy
1 st row			
Bottle and cup holders	•	•	•
Centre console storage cubby - lower	•	•	•
2 nd row			
Coat hooks	•	•	•
Bottle and cup holders	•	•	•
Rear seating split folding 7 seat variants - 60:40	•	•	•
Rear seating split folding 6 seat variants - 50:50	-	-	O
Boot/Luggage area			
Cargo cover - retractable with 2 position setting	•	•	•
Luggage net	•	•	•
Others			
Side storage recess with cup holders - outer sides of 3rd row	•	•	•
Roof Rails	•	•	•


Key:


• = Feature is available on trim

- = Feature is not available on trim


O = Feature is optional on trim

SANTA FE.

 facebook.com/hyundaiaustralia

 twitter.com/hyundaiaus

 instagram.com/hyundaiaus

 youtube.com/hyundaiaustralia

Hyundai Motor Company Australia

394 Lane Cove Road, Macquarie Park, NSW Australia 2113

hyundai.com/au/en

IMPORTANT – PLEASE READ:

Hyundai Motor Company Australia Pty Limited ABN 58 008 995 588 ("Hyundai") uses its best endeavours to ensure that the information contained in this document is accurate and up to date as at 11/2025. All information contained in this document is subject to change without notice. Hyundai reserves the right, at any time, at its discretion, to discontinue and/or change any information contained in this document without notice including but not limited to, specifications, options, features, models, designs, colours, pricing, materials, equipment and model availability. The vehicle and specifications displayed in this document are a guide only and may vary at the time of delivery. Please consult an authorised Hyundai Dealer before placing an order to obtain the most current information on specifications, options, features, models, designs, colours, pricing, materials, equipment and model availability. To the maximum extent permitted by law, Hyundai does not provide any warranty as to the completeness and/or accuracy of the information contained in this document and is not liable for any damage or loss resulting from the information and/or images contained in this document. Part No. 112025B