



See You Out There



Tank 300

GO WITH MORE

Tank 300. See You Out There.

Contents	Page 1
Introduction	Page 2
Design	Page 6
Performance	Page 12
Technology	Page 16
Safety	Page 18
GWM Care	Page 22
Accessories	Page 24
Hybrid	Page 28
Colour	Page 30
Dimensions	Page 32
Specifications	Page 34

Say hello to GWM.



GWM is a world-renowned vehicle manufacturer capable of designing and producing SUVs, utes and powertrains simultaneously. At GWM, everything we do is grounded in our corporate philosophy: ‘improving little by little every day.’

From building world-class research and development systems, which enable continuous innovation, to following the ‘excessive investment’ principle, which drives industry leadership, we relentlessly put our philosophy into practice. With nearly 8 million sales to date, in more than 170 countries (and counting), we are the No. 1 SUV brand in the world’s largest market and have been for the past 9 years. Our brand vision is to pioneer global mobility solutions, which use innovative technology to deliver a more pleasurable driving experience. Through innovation and global collaboration, we continue to improve our vehicles’ reliability, safety, performance, design and technology.

Part luxury vehicle. Part 4x4. All Tank.



Introducing the first perfectly constructed luxury vehicle and rugged off roader. Finally, a true 4x4 wrapped in a world of comfort and superior technology without compromise.



On the outside, the Tank 300 is designed with crushing 4x4 good looks, muscular frame and impressive 18" Chrome Alloy Wheels*. Climb inside however, and you'll discover a world of pure luxury with its European designed cabin and soft, supple full grain Nappa leather accented seats*. Depending on the model, the heating and cooled front seats* will help you cope with any climate. And the 8-way adjustable driver's seat*, combined with the cockpit-inspired Aviation gear lever, will reignite your passion for driving as you set off on every adventure.

Rugged good looks. Soft, supple interior.

*Ultra variant only



9 speakers Infinity soundsystem*
 *Ultra variant only



Aviation gear shifter



Microfibre Faux Leather Steering Wheel



Purposefully designed centre console



8-Way Power Driver Seat Adjustment*

**Ultra variant only*



Wireless charging port*

**Ultra variant only*

Purebred performance.



Powered by a responsive 2.0 litre turbo four-cylinder petrol engine with an electric motor, delivering 255kW and 648Nm of torque*, the Tank 300 will outperform just about anything in its class. Thanks to the all-terrain control system with 9 driving modes*, it will go anywhere you point it. And after years of intensive innovation and development, GWM's independently designed Dedicated Hybrid Technology (DHT) is now an all-round master in high-efficiency, high-performance hybrid solutions.

*Hybrid variants only

Choose from a
responsive turbo
petrol, powerful
turbo petrol hybrid,
or grunty turbo
diesel engine.



Overseas model shown.

Advanced technology for driving enjoyment.

The Tank 300 contains all the tech you need for pure driving pleasure. For starters, the large crystal clear 12.3 inch colour touchscreen lets you easily experience all your infotainment on demand. The Infinity® 9-speaker sound system* provides incredible audio quality whatever your playlist. And the wireless charging* station means you'll never run out of phone battery inside your vehicle again. Plus, depending on the model, the driver seat memory and massage feature will keep you comfortable and relaxed each and every drive.

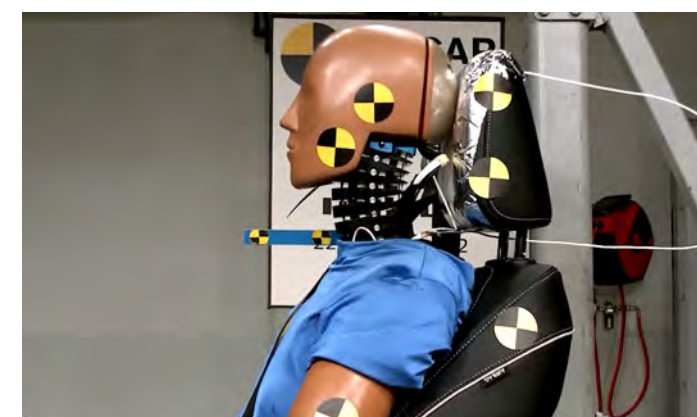
*Ultra variants only



Built to the safest standards.



ANCAP Safety test




ANCAP Safety test

This incredibly rugged and luxurious 4x4 is also unbelievably safe. Having achieved the highest possible 5 star safety rating by ANCAP, the Tank 300 comes with a comprehensive suite of safety systems designed to protect you and others on the road. Advanced safety features including Intelligent Adaptive Cruise Control, Rear Collision Warning, Lane Keep Assist and Traffic Sign Recognition, all combine to give you peace of mind knowing that GWM is looking out for you and everyone else around you every time you drive.

Tank300 Turbo Diesel variants pending

Protection from every angle.



The vehicle's smart active and passive safety technology including a 360-view camera, Auto Emergency Braking, Rear Cross Traffic Assist with Braking, Lane Departure Warning and Blind Spot Detection, will let you know who or what's in front, behind and either side of you every time you take the Tank 300 out for a drive.



GWM Care.

GWM Care Every GWM comes with GWM Care. It begins from the moment you take delivery of your vehicle and continues long into the future. Wherever the road leads, you can rest assured knowing that your GWM will be kept at its best for many years to come.

8 Year Unlimited
KM Battery Pack
Warranty*

7 Year
Unlimited KM
Warranty

7 Year
Roadside
Assist

7 Year
Capped Price
Servicing

*Hybrid battery pack

GWM Genuine Accessories. For the road ahead.



Visit [gwmanz.com/models/suv/tank-300/accessories](https://www.gwmanz.com/models/suv/tank-300/accessories)





See your GWM Dealer to confirm Genuine Accessories are suitable for your vehicle prior to ordering, as specifications, applicability, availability and fitment requirements may change over time. Consider combined mass of load and accessories to ensure gross vehicle mass limits are not exceeded. Fitment of certain accessories may require recalibration, relocation or removal of standard equipment (which may be retained by GWM Dealer). The displayed image serves as a representation of the actual part and may vary. Contact your GWM dealer for further information.

Driven by a new energy.

GWM's Dedicated Hybrid Technology (DHT) is at the core of the entire electrification roadmap. Each highly integrated, multi-mode petrol-electric hybrid engine comes with a powerful Lithium-Ion battery providing greater performance, increased efficiency and minimal noise. Perfect for urban driving and off-road cruising, the multi-mode hybrid transmission delivers incredibly smooth, responsive take-offs and superior acceleration when you need it, all the while saving on fuel. Backed by advanced technology and safety, the Tank 300 knows no limits.



GWM vehicles are available in a range of stunning contemporary colours.



Standard Colour



Premium Colour (+\$595)



Premium Colour (+\$595)




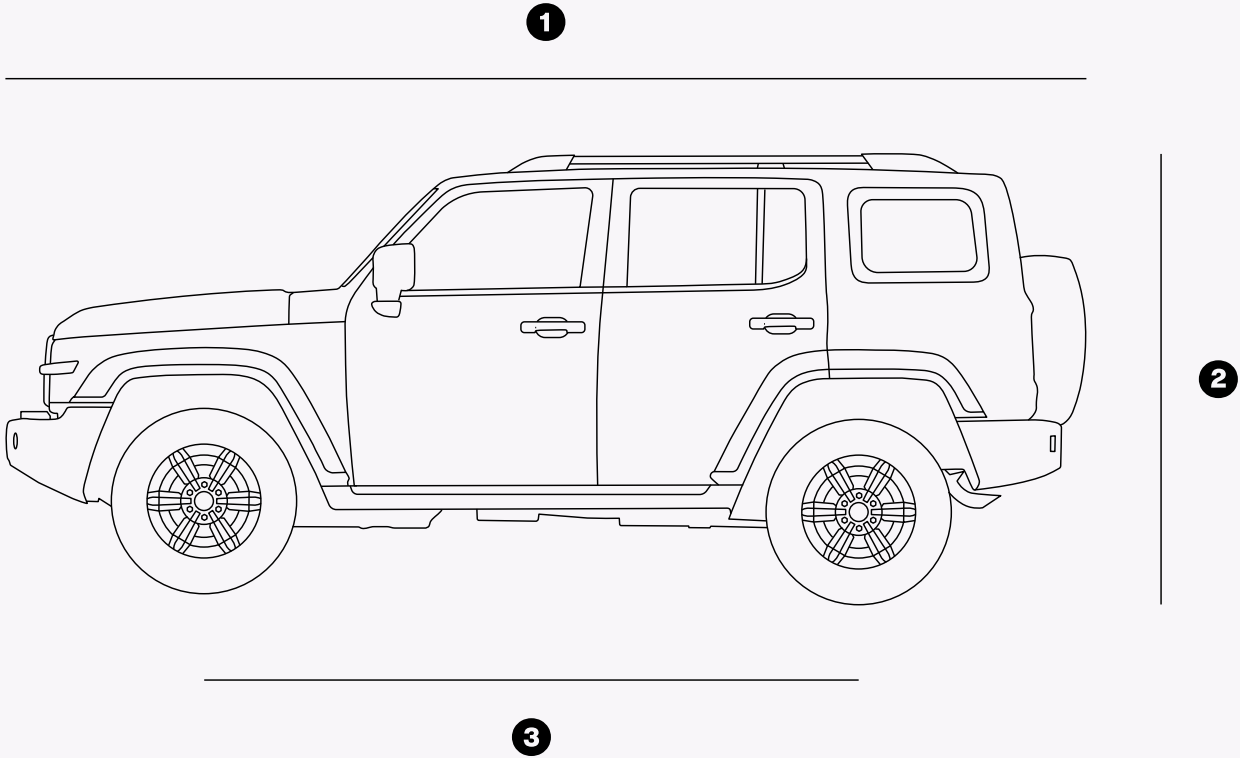
Premium Colour (+\$595)



Premium Colour (+\$595)

Colour.

- ① Length: 4760mm
- ② Height: 1903mm
- ③ Wheelbase: 2750mm
- ④ Width: 1930mm



Dimensions.

*Tank 300 Lux dimensions shown

		Lux Petrol	Lux Diesel	Lux Hybrid	Ultra Petrol	Ultra Diesel	Ultra Hybrid
Dimensions	Length/Width/Height (mm)	4760 x 1930 x 1903	4760 x 1930 x 1903	4760 x 1930 x 1903	4760 x 1930 x 1903	4760 x 1930 x 1903	4760 x 1930 x 1903
	Wheelbase (mm)	2750	2750	2750	2750	2750	2750
	Front/rear wheel track (mm)	1608	1608	1608	1608	1608	1608
	Min ground clearance (mm)	224	224	224	224	224	224
	Approach/Break-Over/Departure Angle	33°/23°/34°	33°/23°/34°	33°/23°/34°	33°/23°/34°	33°/23°/34°	33°/23°/34°
Engine	2.0T Petrol						
	2.0T Hybrid						
	2.4T Diesel						
	Displacement (cm³)	1967	2370	1998	1967	2370	1998
	Max power (kW@rpm)	162 @ 5500	135 @ 3600	Electric motor 78kW; Petrol engine 180 @ 5500-6000; Combined 255kW;	162 @ 5500	135 @ 3600	Electric motor 78kW; Petrol engine 180 @ 5500-6000; Combined 255kW;
	Max torque (Nm@rpm)	380 @ 1800 - 3600	480 @ 1500 - 2500	Electric motor 268Nm; Petrol engine 380 @ 1700-4000; Combined 648Nm;	380 @ 1800 - 3600	480 @ 1500 - 2500	Electric motor 268Nm; Petrol engine 380 @ 1700-4000; Combined 648Nm;
	Compression ratio	9.6 : 1	16.0 : 1	11.0 : 1	9.6 : 1	16.0 : 1	11.0 : 1
	Fuel economy (L/100km) combined²	9.5	7.8	8.4	9.5	7.8	8.4
	Recommended fuel octane rating	91	Diesel	91	91	Diesel	91
Transmission	8-Speed Automatic Transmission (8AT)						
	9-Speed Automatic Transmission (9AT)						
	9-Speed Hybrid Automatic Transmission (9HAT)						
	Driveline	4WD	4WD	4WD	4WD	4WD	4WD
	Gear ratios	1st 5.000 2nd 3.200 3rd 2.143 4th 1.720 5th 1.314 6th 1.000 7th 0.822 8th 0.640 Reverse 3.456	1st 5.288 2nd 3.243 3rd 2.252 4th 1.636 5th 1.211 6th 1.000 7th 0.867 8th 0.717 9th 0.598 Reverse 4.648	1st 5.288 2nd 3.243 3rd 2.252 4th 1.636 5th 1.211 6th 1.000 7th 0.867 8th 0.717 9th 0.598 Reverse 4.648	1st 5.000 2nd 3.200 3rd 2.143 4th 1.720 5th 1.314 6th 1.000 7th 0.822 8th 0.640 Reverse 3.456	1st 5.288 2nd 3.243 3rd 2.252 4th 1.636 5th 1.211 6th 1.000 7th 0.867 8th 0.717 9th 0.598 Reverse 4.648	1st 5.288 2nd 3.243 3rd 2.252 4th 1.636 5th 1.211 6th 1.000 7th 0.867 8th 0.717 9th 0.598 Reverse 4.648
Wheels	Size	265/65 17" Black Alloy Wheel	265/65 17" Black Alloy Wheel	265/65 17" Black Alloy Wheel	265/60 18" Chrome Alloy Wheel	265/60 18" Black Alloy Wheel	265/60 18" Chrome Alloy Wheel
	Spare wheel	Spare Tyre 265/65R17	Spare Tyre 265/65 R17	Spare Tyre 265/65R17	Spare Tyre 265/60R18	Spare Tyre 265/60R18	Spare Tyre 265/60R18
Brakes	Front and rear	Front: Vented Disc brake / Rear: Vented Disc brake					
	Electronic park brake with Auto hold						
Suspension	Suspension	Front: Double Wishbone / Rear: Multi link live axle					
Weights and capacities	Towing capacity³ – with trailer brakes	2,500	3,000	2,500	2,500	3,000	2,500
	Towing capacity³ – without trailer brakes	750	750	750	750	750	750
	Kerb weight¹ (kg)	2,155	2,280	2,305	2,155	2,280	2,305
	Gross Vehicle Mass¹ (kg)	2,552	2,880	2,725	2,552	2,880	2,725
	Seating capacity	5	5	5	5	5	5
	Fuel tank capacity (L)	75	75	75	75	75	75

Specifications.

		Lux Petrol	Lux Diesel	Lux Hybrid	Ultra Petrol	Ultra Diesel	Ultra Hybrid
Chassis & Steering	Electric Power Steering (EPS)						
	Steering Wheel Adjustment (4-Directions)						
	Speed Sensing Steering						
	Steering Mode Adjustment (Sport/Comfort/Light)						
	Turning circle – kerb to kerb (m)	12.0	12.0	12.0	12.0	12.0	12.0
	Front Differential Lock (Electric)						
	Rear Differential Lock (Electric)						
	Intelligent Start Stop						
	All-Terrain Mode Selection						
	Crawl Control (CCO)						
	Tank Turn Assist						
	Transparent Chassis View						
Exterior	Manual Tailgate						
	Side Step						
	Automatic Windscreen Wipers						
	Rear Windscreen Wiper						
	Roof Rails						
	Sunroof						
	Shark Fin Aerial						
	Trailer Power Outlet						
	Chassis Guard Board (2-piece)						
	Chassis Guard Board (3-piece)						
Interior	Sunglass Holder						
	Microfibre Faux Leather Steering Wheel						
	Heated Steering Wheel						
	Paddle Shifter						
	Wireless Charging						
	Front 12V Power						
	Luggage Cabin 12V Power Outlet						
	Luggage net hooks						
Seats	Faux Leather Seats						
	Nappa Leather Accented Seat						
	Heated Front Seats						
	Ventilated Front Seats						
	Driver Seat Memory						
	Driver Seat Massage						
	8-Way Power Driver Seat Adjustment						
	6-Way Power Driver Seat Adjustment						
	4-Way Power Driver Seat lumbar Support Adjustment						
	4-Way Power Front Passenger Seat Adjustment						
	Rear Seatback Adjustment						
	60/40 Spilt Rear Seat						
	Folding Rear Seat Centre Armrest						

		Lux Petrol	Lux Diesel	Lux Hybrid	Ultra Petrol	Ultra Diesel	Ultra Hybrid
Entertainment	12.3 inch Full Colour Instrument Cluster	●	●	●	●	●	●
	Radio FM / AM	●	●	●	●	●	●
	Digital Radio DAB+		●	●		●	●
	Bluetooth® Hands Free Link System	●	●	●	●	●	●
	Built-in Navigation		●	●		●	●
	12.3 inch Full Colour Touch Screen Infotainment System	●	●	●	●	●	●
	Front USB with Charge & Data Transmission	●	●	●	●	●	●
	Rear USB with Charge	●	●	●	●	●	●
	9 Speakers	●	●	●			
	9 Speakers (Premium)				●	●	●
	Apple CarPlay® + Android Auto™	●	●	●	●	●	●
	Wireless CarPlay® + Android Auto™		●	●		●	●
	Telematics (APP)		●	●		●	●
Security	Smart Keyless Entry	●	●	●	●	●	●
	Push Button Start	●	●	●	●	●	●
	2 Smart Keys	●	●	●	●	●	●
	Engine Immobiliser	●	●	●	●	●	●
	Speed Sensing Central Locking (15KM/H)	●	●	●	●	●	●
	Door Ajar Warning System	●	●	●	●	●	●
Glass	Privacy Glass	●	●	●	●	●	●
	Front Power Window	●	●	●	●	●	●
	Rear Power Window	●	●	●	●	●	●
	Four Door Window Auto Up/Down With Safety Function		●	●		●	●
	Driver Door Window Auto Up/Down With Safety Function	●			●		
	Auto Fold/Heated/Electric Adjustment Power External Mirror With Indicator	●	●	●	●	●	●
	External Mirror Memory					●	●
	Front Sunvisor with mirror and lamp	●	●	●	●	●	●
	Auto-dimming Rear View Mirror				●	●	●
	Rear Windshield Defrosting	●	●	●	●	●	●
Safety	Type Pressure Monitor System (TPMS)	●	●	●	●	●	●
	Driver & Front Passenger SRS Airbags	●	●	●	●	●	●
	Front Side SRS Airbags	●	●	●	●	●	●
	Curtain SRS Airbags	●	●	●	●	●	●
	Front Centre SRS Airbag	●	●	●	●	●	●
	Seatbelt warning (All Seats)	●	●	●	●	●	●
	Front Seatbelt Pre-tensioners With Load Limiters	●	●	●	●	●	●
	Rear Seatbelt Pre-tensioners With Load Limiters (outer seats)	●	●	●	●	●	●

Specifications.

		Lux Petrol	Lux Diesel	Lux Hybrid	Ultra Petrol	Ultra Diesel	Ultra Hybrid
Safety Continued	Rear Row Children Monitor		●	●		●	●
	ISOFIX Child Restraint Anchorage Points (Outer Rear Seats)	●	●	●	●	●	●
	Child-proof Rear Door Locks	●	●	●	●	●	●
	Vehicle Stability Control (ESP)	●	●	●	●	●	●
	Brake Assist	●	●	●	●	●	●
	Hill Start Assist	●	●	●	●	●	●
	Hill Descent Control	●	●	●	●	●	●
	Adaptive Cruise Control (ACC)	●	●	●	●	●	●
	Auto Emergency Brake (AEB)	●	●	●	●	●	●
	Front Collision Warning (FCW)	●	●	●	●	●	●
	Lane Departure Warning (LDW)	●	●	●	●	●	●
	Lane Keeping Assist (LKA)	●	●	●	●	●	●
	Lane Central Keeping (LCK)	●	●	●	●	●	●
	Traffic Sign Recognition (TSR)	●	●	●	●	●	●
	Emergency Lane Keeping (ELK)	●	●	●	●	●	●
	Door Open Warning (DOW)	●	●	●	●	●	●
	Rear Collision Warning (RCW)	●	●	●	●	●	●
	Lane Change Assist (LCA)	●	●	●	●	●	●
	Rear Cross Traffic Alert (With Brake)	●	●	●	●	●	●
	Front Cross Traffic Alert (With Brake)		●	●		●	●
	High Way Assist (HWA)			●			●
	Reverse Assist						●
	Auto Parking Assist						●
	360°View Monitor	●	●	●	●	●	●
	Front Parking Assist (4 Sensors)	●	●	●	●	●	●
	Rear Parking Assist (4 Sensors)	●	●	●	●	●	●
	Speed Warning Adjustment	●	●	●	●	●	●
Lighting	LED Headlights	●	●	●	●	●	●
	LED Taillights	●	●	●	●	●	●
	Auto low beam	●	●	●	●	●	●
	Auto High Beam	●	●	●	●	●	●
	Front Fog lamp	●	●	●	●	●	●
	Rear Fog lamp	●	●	●	●	●	●
	DRL (Daytime Running Light)	●	●	●	●	●	●
	High-Mounted Stop lamp	●	●	●	●	●	●
	Headlight "Follow me home" Function	●	●	●	●	●	●
	Headlights Height Adjustment	●	●	●	●	●	●
	Ambient Lighting (7 Colour)	●	●	●			
	Ambient Lighting (64 Colour)				●	●	●
	Reading lamp				●	●	●
	Luggage Room Lamp	●	●	●	●	●	●
	Ceiling lamp	●	●	●	●	●	●

		Lux Petrol	Lux Diesel	Lux Hybrid	Ultra Petrol	Ultra Diesel	Ultra Hybrid
Air conditioning	Automatic Air Conditioning	●	●	●	●	●	●
	Air Outlet to Second Row	●	●	●	●	●	●

¹Weights/mass/volumes/dimensions are approximate and subject to individual vehicle variances, and should be confirmed before fitting any accessories, towing or otherwise relying on this value

²Results achieved in ADR81/02 fuel consumption testing. Results produced in laboratory test conditions, using sample vehicles without fitment of accessories/customisation, and do not reflect real world driving. Figures should only be used for comparative purposes.

³Towing capacity subject to regulatory requirements, tow bar and vehicle design and towing equipment limitations.

⁴Android Auto™ is a trademark of Google LLC. Requires compatible device, USB connection, mobile data, network reception and GPS signal. Mobile usage at user's cost. Functionality subject to change.

⁵CarPlay® is a trademark of Apple Inc in the U.S. and other countries. Requires compatible device, USB connection, mobile data, network reception and GPS signal. Mobile usage at user's cost. Functionality subject to change.

⁶Vehicle dynamic control system includes Anti lock Brake System (ABS), Electronic Brake pressure Distribution (EBD), Traction Control System (TCS), Roll-over Mitigation Intervention (RMI), Electronic Stability Control (ESC)

Specifications.





For more information visit gwmanz.com/au

GWM Australia reserve the right to alter vehicle specifications and equipment levels without notice. Some equipment featured on vehicles in this brochure may not be available or may be optional. To the extent permitted by law, GWM Australia shall not be liable to any person as a result of reliance on the content of the brochure. Always check with your local GWM Dealer for the latest product specifications.

Information in this brochure is current as at 12/03/2025.

Edition Code: GWMA 20250312.

Copyright © GWMA. All rights reserved.